



Housing profiles update 2026

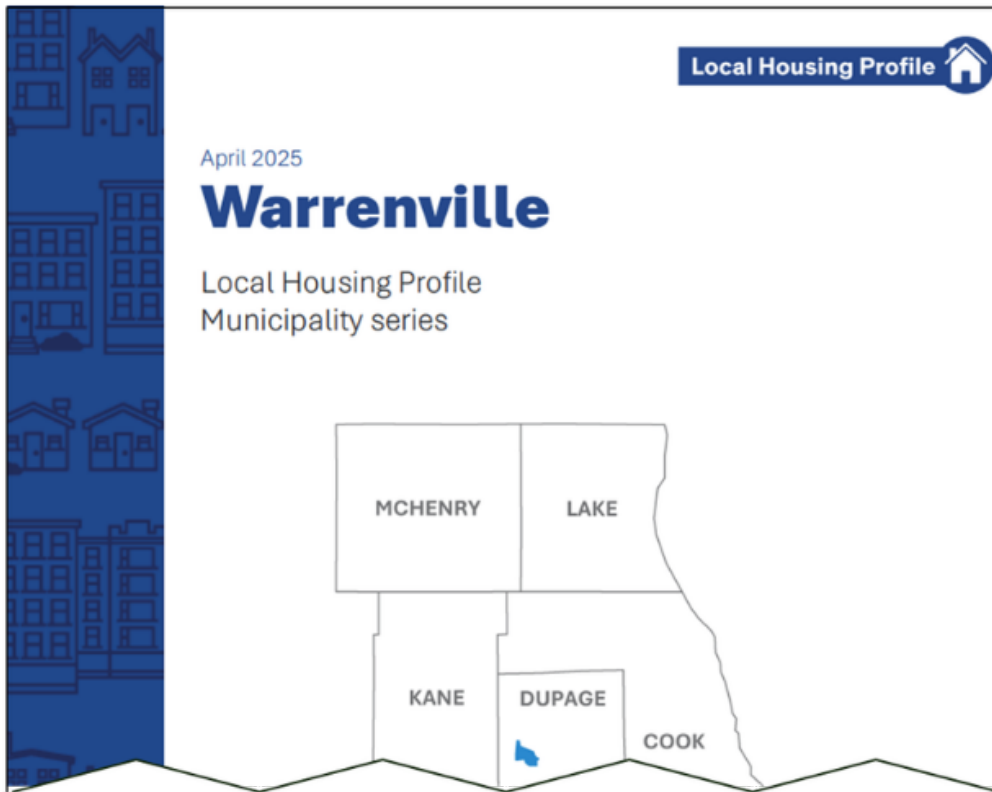
**MMC Housing and Community Development
Committee Meeting**




May 21, 2026



Local housing profiles

The profiles summarize important housing data for each county, municipality, and Chicago community area.



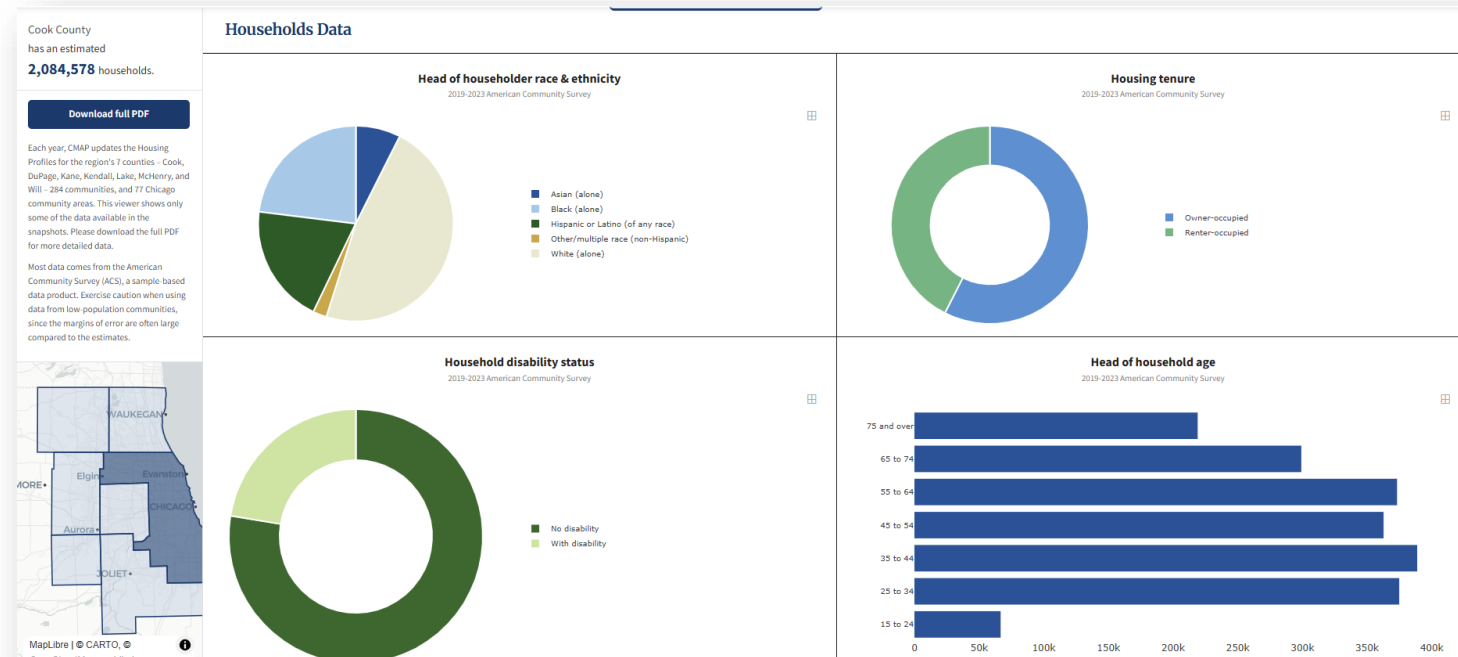
Sections	
	Households
	Supply
	Affordability

Indicators

Household characteristics	Housing units	Renter affordability	Owner affordability	Market activity
Tenure	Occupancy	Renter income	Owner income	Sales
Age	Units per structure	Monthly rent	Monthly costs	Mortgages
Race and ethnicity	Year built	Cost burden	Cost burden	Foreclosures
Disability status			Mortgage status	
Number of people			Loan characteristics	

What's new for the 2026 launch?

- Dashboard of data
- New indicators
 - Change overtime
- Policy briefs



Additional indicators 2026

What other indicators would you like to see in future versions of the housing profiles?

Change overtime

Change in the Share of Renter Households that are Cost Burdened

Change in the Number of Households

Change in the Share of Owner Households that are Cost Burdened

Change in the Composition of Households by Age

Change in the Share of Rental Units that are Lower Cost

Change in the Composition of Households by Household Size

Change in the Share of Housing Units that are Vacant

Change in the Composition of Households by Tenure

Change in the Composition of Households by Income

Sample data table

Household disability status,* 2023

	Chicago		Cook County		CMAP region	
	Count	Percent	Count	Percent	Count	Percent
With disability (1 or more people)	257,612	22.5	466,925	22.4	714,430	21.8
No disability	888,935	77.5	1,617,653	77.6	2,561,666	78.2
Total occupied households	1,146,547	100.0	2,084,578	100.0	3,276,096	100.0

Source: 2019-2023 American Community Survey five-year estimates. B22010 - Receipt of food stamps/SNAP in the past 12 months by disability status for households

Universe: Occupied households

*Disability status is defined as a person with a hearing, vision, cognitive, ambulatory, self-care, and/or independent living disability.

Examples of Use Cases

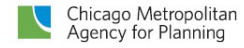
- Profiles provide a high-level overview of neighborhood housing conditions and how they compare to city and region
- Use cases
 - Older adult housing needs
 - Housing investment
 - Homebuying conditions
 - Rental affordability

**How do you envision
using the housing
profiles in your work?**

Thank you!

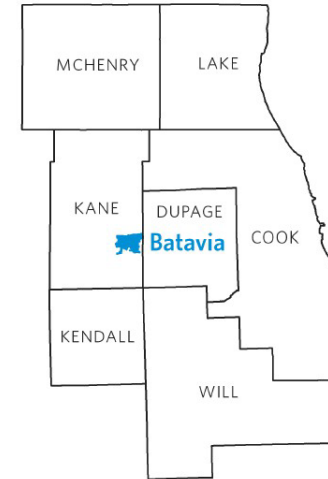
Makala Morales

mmorales@cmap.Illinois.gov



Batavia

Community Data Snapshot
Housing Supplements
Municipality Series
2024 Release



Developed in partnership with:

