



EJ Community Needs and Capacity for Grants

**Metropolitan Mayors Caucus
Environment & Energy Committee Meeting
June 18, 2024**

EJ COMMUNITIES – CHALLENGED WITH “BUILDING BACK BETTER”

Based on USEPA EJ Mapping Tool:

- SSMMA EJ Stats:
 - 30 of our 45 municipal members are federally-recognized EJ communities
 - 56 census tracts
 - > 600,000 residents impacted

- EJ Areas: have been identified as needing programs, policies, and activities to address the disproportionately high and adverse human health, environmental, climate-related, and other cumulative impacts on disadvantaged communities, as well as the economic challenges of such impacts. Disproportionately impacting communities of color.

- Criteria include: Disadvantaged, marginalized, historically overburdened and underserved communities that face systemic barriers resulting in low-to-mod level household incomes, poverty, lower educational attainment, poor access to health care with related health outcomes/greater disease burden, adjacency to legacy pollutants, and more. Race is also a factor.

- **EJ AND EQUITY ISSUE– Few resources available to suburban communities that need them**



EJ COMMUNITIES and SSMMA CONTEXT: *“BUILDING BACK BETTER”* WITH EJ POLICY

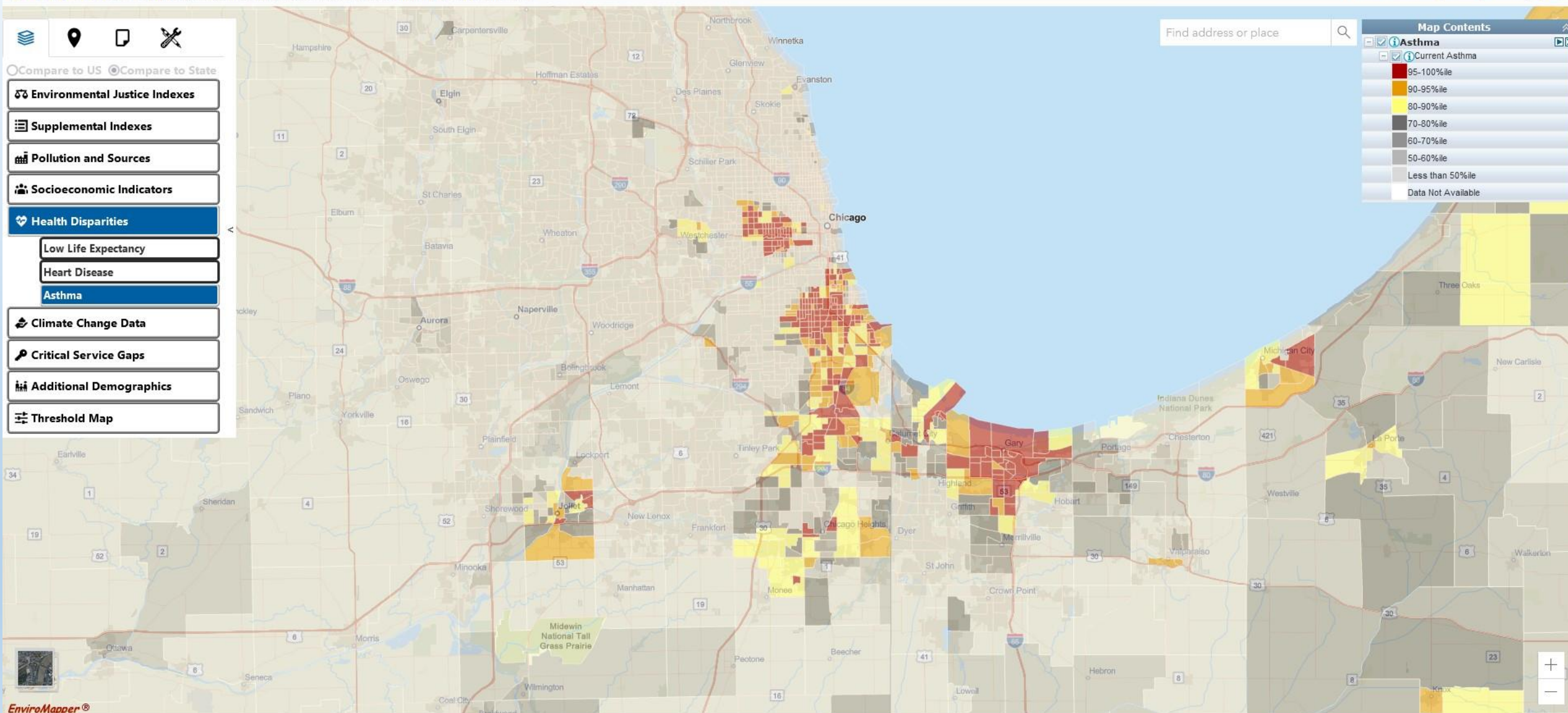
SSMMA EJ Priorities:

- Work collaboratively to transform disadvantaged neighborhoods within our region into thriving, healthy communities;
- Build capacity and leadership to resolve environmental issues;
- Engage constituents in environmental decisions;
- Guide investments;
- Advocate for programs and policies to achieve environmental justice;
- Collect data and measure outcomes; and
- Move the needle on long-standing environmental and social injustice.

EJ HEALTH IMPACT: ASTHMA

EPA EJScreen EPA's Environmental Justice Screening and Mapping Tool (Version 2.11)

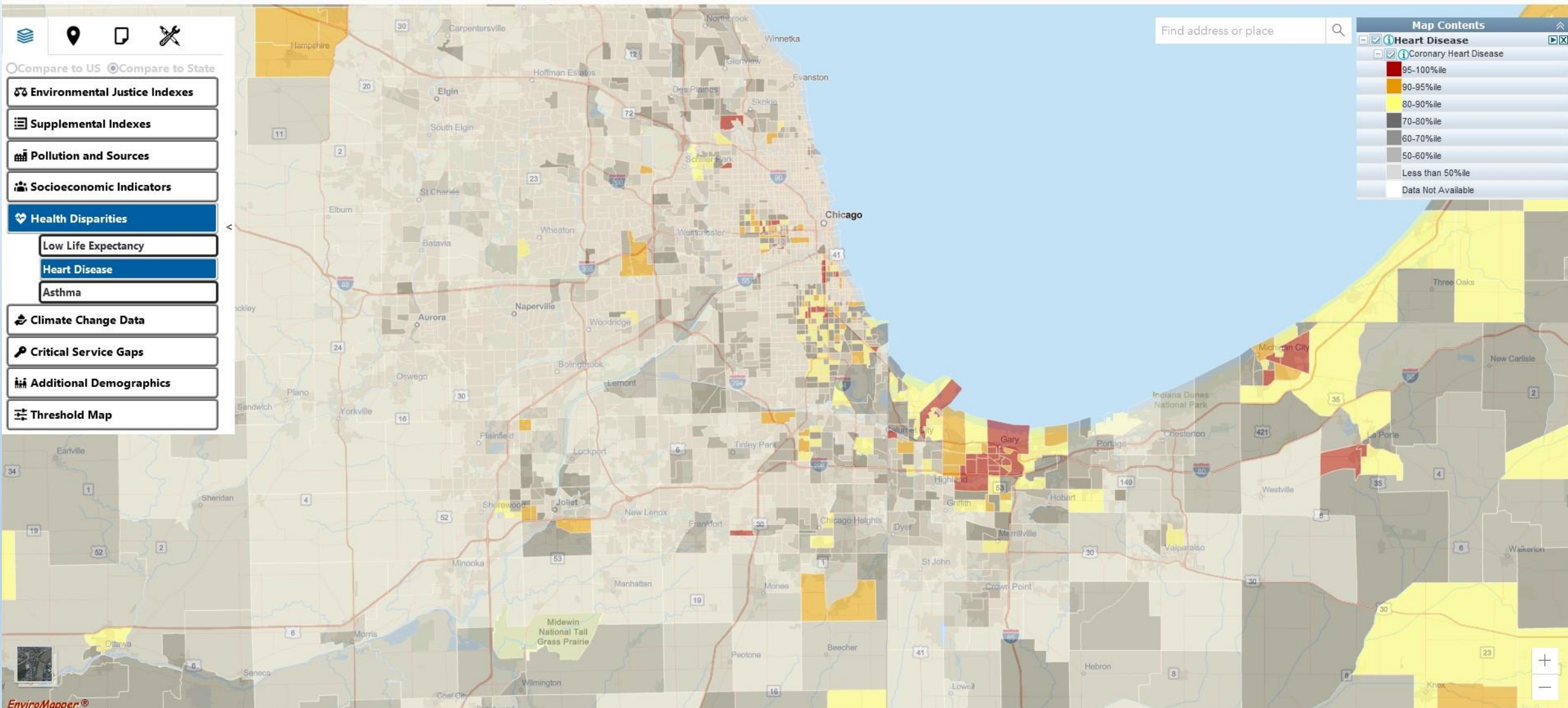
[EJScreen Website](#) | [Mobile](#) | [Glossary](#) | [Help](#)



EJ HEALTH IMPACT: HEART DISEASE

EPA EJScreen EPA's Environmental Justice Screening and Mapping Tool (Version 2.11)

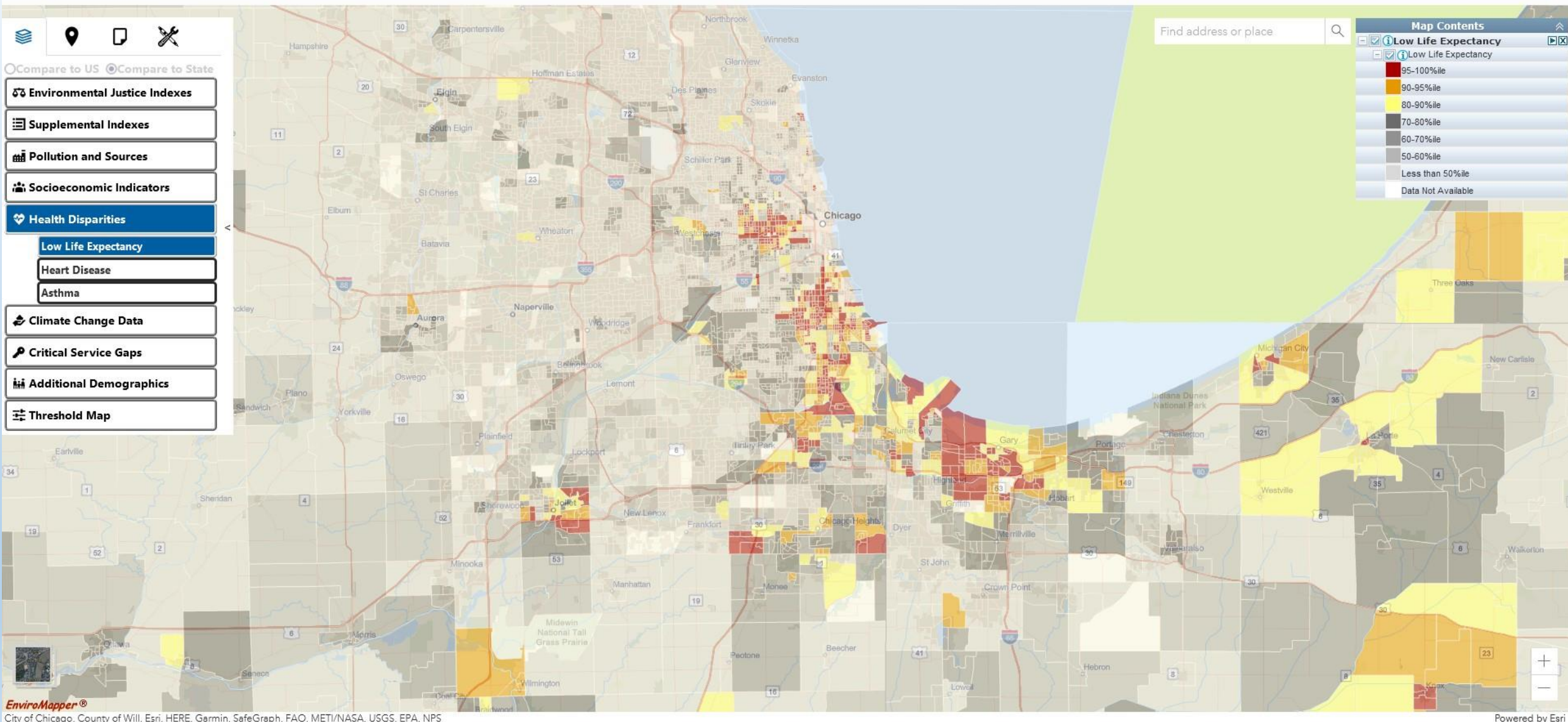
[EJScreen Website](#) | [Mobile](#) | [Glossary](#) | [Help](#)



EJ HEALTH IMPACT: LOW LIFE EXPECTANCY









EPA EJScreen EPA's Environmental Justice Screening and Mapping Tool (Version 2.11)

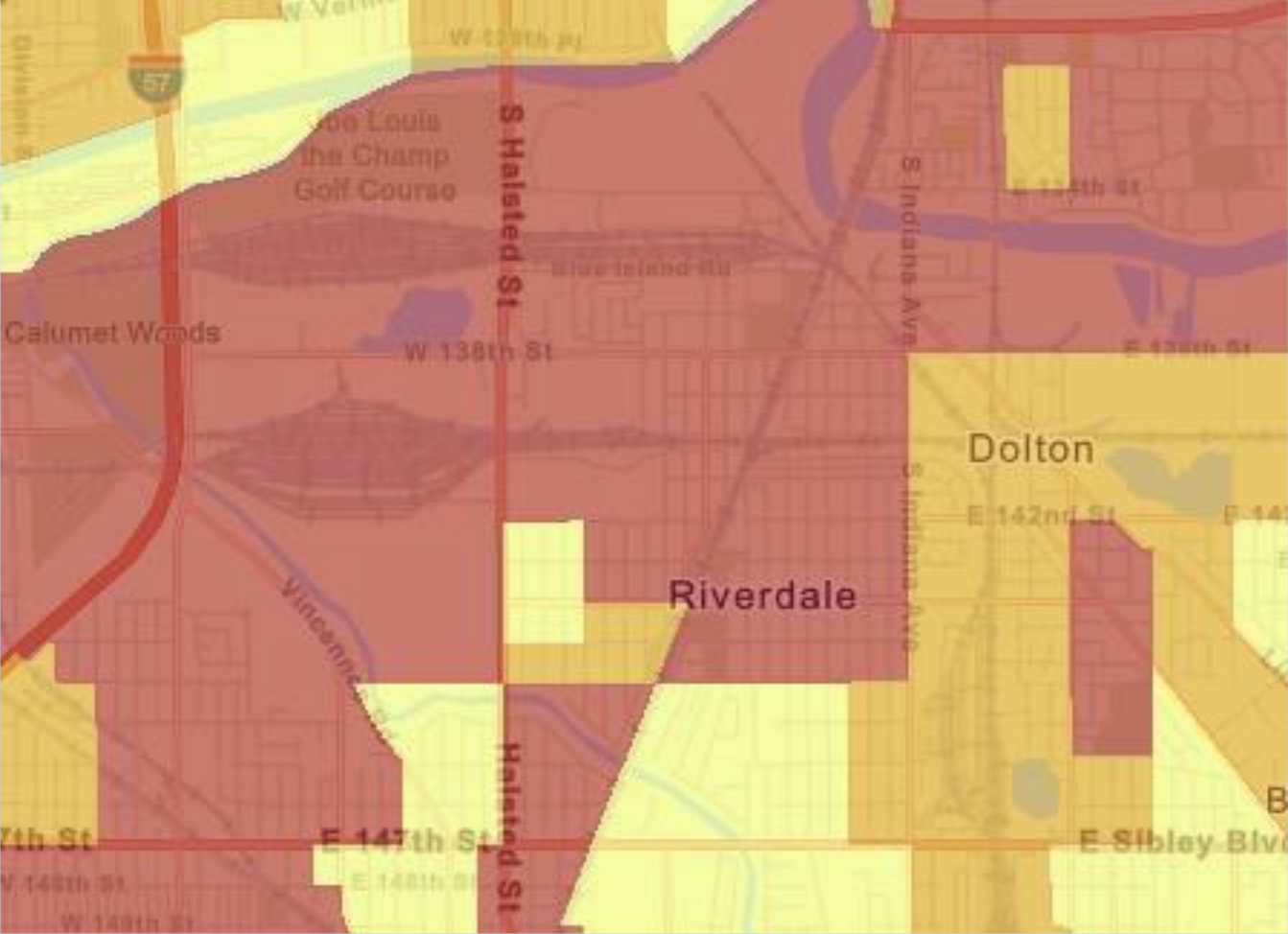
[EJScreen Website](#) | [Mobile](#) | [Glossary](#) | [Help](#)



EJ HEALTH IMPACT: PARTICULATE MATTER, Riverdale and Surrounding Area

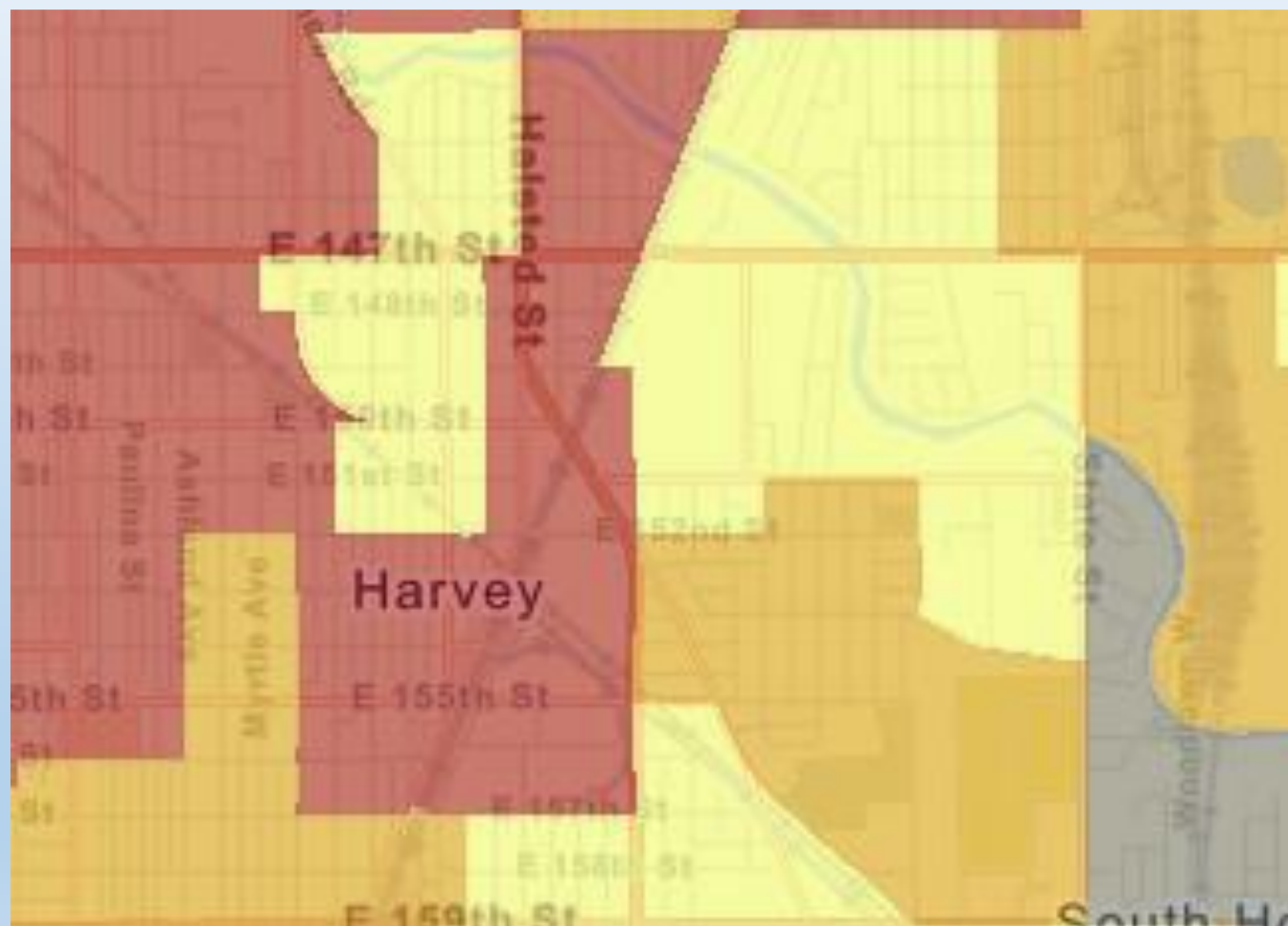
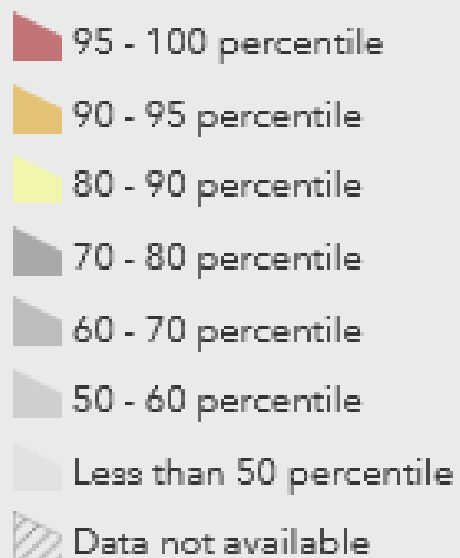
Particulate Matter 2.5 (State Percentiles)

-  95 - 100 percentile
-  90 - 95 percentile
-  80 - 90 percentile
-  70 - 80 percentile
-  60 - 70 percentile
-  50 - 60 percentile
-  Less than 50 percentile
-  Data not available



EJ HEALTH IMPACT: PARTICULATE MATTER, Harvey and Surrounding Area

Particulate Matter 2.5 (State Percentiles)





SSMMA – IMPLEMENT RESTORATIVE JUSTICE, MEASURE OUTCOMES

SSMMA EJ Priorities:

- Bring about Environmental Justice through intentional policy implementation and community support.
- Measure Outcomes:
 - **State and federal resources secured within the region by an EJ community**
 - Reduction in number of lead service line
 - Number of remediated brownfields
 - Broadband investment and improved high speed internet access
 - Units of affordable housing
 - Reduction in air toxics particulate matter
 - Generational wealth building
 - Household income/educational attainment



Questions?

Kristi DeLaurentiis
SSMMA Executive Director
kdelaurentiis@ssmma.org